



SGS

EC Type Examination Certificate Number: 0120/SGS0206

# Jiaxing Eastron Electronic Instrument Co., Ltd.

No. 1369, Chengnan Road,  
Jiaxing,  
Zhejiang,  
China,  
314001.

Instrument Identification:  
**SDM230 Modbus**

Instrument Traceable Number  
**0120/SGS0206**

Single Phase, Active Import/ Export (kWh), Indoor, Electricity Meter

has been assessed and certified as meeting the requirements of

## EC Directive 2004/22/EC

Measuring Instruments Annex B

It is certified that the manufacturer's technical design and specimen for the above instrument has been examined and, based on the evidence submitted, it is considered that the instrument conforms to the requirements of MI-003 of EC Directive 2004/22/EC

This certificate must be used in conjunction with a certificate covering the product verification as required in Annex D or Annex F

This certificate is valid for 10 years from 30<sup>th</sup> September 2015 to 29<sup>th</sup> September 2025  
Issue 1

Certification is based on report number(s) SHES141200649301 issued 16<sup>th</sup> April 2015,  
EMA207767 issued 9<sup>th</sup> October 2015

Authorised Signature

SGS United Kingdom Limited, Notified Body 0120  
Unit 202B Worle Parkway, Weston-super-Mare, BS22 6WA UK  
t +44 (0)1934 522917 f +44 (0)1934 522137 [www.sgs.com](http://www.sgs.com)

Contact Address SGS United Kingdom Ltd, Units 12A & 12B, South Industrial Estate, Bowburn, Durham, DH6 5AD UK  
t +44 (0)191 377 2000 f +44 (0)191 377 2020 [www.sgs.com](http://www.sgs.com)

This document is issued, on the Client's behalf, by the Company under its General Conditions of Service printed overleaf. The Client's attention is drawn to the limitation of liability, indemnification and jurisdiction issues defined therein.

Any other holder of this document is advised that information contained hereon reflects the Company's findings at the time of its intervention only and within the limits of Clients instructions, if any. The Company's sole responsibility is to its Client and this document does not exonerate parties to a transaction from exercising all their rights and obligations under the transaction documents.

MID-B06E Rev 5

Page 1 of 6

SGSPAPER EC Type Examination Cert.

15084252






EC-Type Examination Certificate Number:

**0120/ SGS0206**

Issue Number: 1


Dated: 9<sup>th</sup> October 2015**1. Technical Data**

Manufacturer	Jiaxing Eastron Electronic Instruments Co., Ltd.
Meter Type(s)	SDM230-Modbus
Voltage Rating ( $U_n$ )	230V
Current Rating ( $I_{min}$ – $I_{ref}$ ( $I_{max}$ ))	0.5-10(100)A
Frequency ( $F_n$ )	50Hz
Active Accuracy Class ( $kWh$ )	A or B ( $kWh$ )
Type of circuit	1p2w
Temperature Range	-25°C to +55°C
Software Version No.	V1.2
Identification Location	Nameplate
Bill Of Materials No.'s	SDM230MODBUS-20150929
IP Rating	IP51
Insulation Protective Class	Class II
LED Pulse Constant	1000imp/ kWh
Impulse Voltage Rating	6kV
AC Voltage Rating	4kV
Terminal Cover Sealing Type	4 x Wire & Crimp
Integrity of meter	Inaccessible without breaking seals
Intended Location of the Meter	Indoor
Type of Register	LCD

	EC-Type Examination Certificate Number:	
	<b>0120/ SGS0206</b>	
	Issue Number: 1	Dated: 9 <sup>th</sup> October 2015

**2. Photograph of Meter and Sealing Plan**



	EC-Type Examination Certificate Number:	
	<b>0120/ SGS0206</b>	
	Issue Number: 1	Dated: 9 <sup>th</sup> October 2015

### 3. Influence factors for temperature, frequency and voltage


Current	PF Cos	-25°C	-10°C	5°C	30°C	40°C	55°C
I <sub>min</sub>	1.0	0.45	0.33	0.23	0.15	0.17	0.23
I <sub>tr</sub>	1.0	0.44	0.31	0.19	0.07	0.10	0.18
10I <sub>tr</sub>	1.0	0.42	0.29	0.18	0.03	0.08	0.16
I <sub>max</sub>	1.0	0.27	0.19	0.12	0.03	0.06	0.12
I <sub>tr</sub>	0.5ind	0.48	0.36	0.27	0.17	0.18	0.22
10I <sub>tr</sub>	0.5ind	0.41	0.28	0.17	0.03	0.08	0.17
I <sub>max</sub>	0.5ind	0.27	0.18	0.12	0.04	0.07	0.13
I <sub>tr</sub>	0.8cap	0.45	0.31	0.20	0.09	0.12	0.18
10I <sub>tr</sub>	0.8cap	0.40	0.27	0.16	0.04	0.10	0.19
I <sub>max</sub>	0.8cap	0.26	0.19	0.11	0.05	0.08	0.15

During the type approval examination the influence factors for temperature, frequency and voltage are determined per load point. The table above represents the sum of the square values per load, determined via the following formula:-

$$\delta e(T, U, f) = \sqrt{(\delta e^2(T, I, \cos\phi) + \delta e^2(U, I, \cos\phi) + \delta e^2(f, I, \cos\phi))}$$

where

- $\delta e(T, I, \cos\phi) =$  Additional error due to variation of the temperature at the same load
- $\delta e(U, I, \cos\phi) =$  Additional error due to variation of the voltage at the same load
- $\delta e(f, I, \cos\phi) =$  Additional error due to variation of the frequency at the same load

	EC-Type Examination Certificate Number:	
	<b>0120/ SGS0206</b>	
	Issue Number: 1	Dated: 9 <sup>th</sup> October 2015

#### 4. Annex of Variants


Product Variant Identification Details:

---

Type Designation	Description of meter
SDM230-Modbus:	Single tariff, single phase, multi function, RS485 Modbus

---

Modifications to the meter(s) described according to approval No. **0120/ SGS01206** must be notified to the issuing body to confirm the meter(s) continuing compliance to the relevant pattern approval standard(s).

	EC-Type Examination Certificate Number:	
	<b>0120/ SGS0206</b>	
	Issue Number: 1	Dated: 9 <sup>th</sup> October 2015

**5. Document Revision History**

Issue	Date	Comments
1	09/10/2015	Initial Issue