


Storage<sup>3</sup>

**Hi** HV

5-15K  
THREE PHASE HYBRID





 Peak Efficiency  
**98.2 %**

 Max. DC Overload  
**50 %**

 Aluminum Alloy  
Die Casting

 MES + FCT + CRM  
Infrastructure

 Easy to  
Install and Service

 Energy  
Management

**HYPONTECH**  
 [HYPON.COM](https://www.hypontech.com)  
© HYPONTECH SOLAR ENERGIZING FUTURE

MODEL	HHT-5000	HHT-6000	HHT-8000	HHT-10000	HHT-12000	HHT-15000		
<b>AC OUTPUT / INPUT</b>								
Rated Power / W	5000	6000	8000	10000	12000	15000		
Max. Apparent Power / VA]	5500	6600	8800	11000	13200	16500		
Rated Active Power from Grid / W	10000	12000	15000	15000	18000	20000		
Max. Apparent Power from Grid / VA	11000	13200	16500	16500	20000	22000		
Rated Grid Voltage / V	380/400	380/400	380/400	380/400	380/400	380/400		
Grid Connection	3L-N-PE	3L-N-PE	3L-N-PE	3L-N-PE	3L-N-PE	3L-N-PE		
Rated Grid Frequency / Hz	50/60	50/60	50/60	50/60	50/60	50/60		
Max. Output Current / A]	8.5	10.0	13.5	16.0	20.0	24.0		
Max. Current From Grid / A]	17.0	20.0	23.0	23.0	29.0	29.0		
Power Factor	0.8ind - 0.8cap	0.8ind - 0.8cap	0.8ind - 0.8cap	0.8ind - 0.8cap	0.8ind - 0.8cap	0.8ind - 0.8cap		
THDi@Rated Power	<3%	<3%	<3%	<3%	<3%	<3%		
<b>AC OUTPUT (BACK-UP)</b>								
Rated Output Power / W	5000	6000	8000	10000	12000	12000		
Peak Apparent Output Power / VA	10000	12000	15000	15000	15000	15000		
Rated Output Voltage / V	380/400	380/400	380/400	380/400	380/400	380/400		
Rated Output Frequency / Hz	50/60	50/60	50/60	50/60	50/60	50/60		
Max. Output Current / A	8.5	10.0	13.5	16.0	20.0	20.0		
Auto Switch Time / ms	<10	<10	<10	<10	<10	<10		
THDV@Linear Load	<3%	<3%	<3%	<3%	<3%	<3%		
<b>EFFICIENCY</b>								
Max. Efficiency	98.0%	98.0%	98.2%	98.2%	98.2%	98.5%		
Euro Efficiency	97.3%	97.3%	97.3%	97.4%	97.4%	97.5%		
MPPT Efficiency	99.9%	99.9%	99.9%	99.9%	99.9%	99.9%		
Charging Efficiency@PV-> Battery	98.5%	98.5%	98.5%	98.5%	98.5%	98.5%		
Charging/Discharging Efficiency @Battery<->Grid/Load	97.6%	97.6%	97.6%	97.6%	97.6%	97.6%		
<b>BATTERY INPUT</b>								
Battery Type	Li-Ion	Max. Charging/Discharging Current / A			25/25			
Battery Voltage Range / V	160-800	Charging Strategy for Li-Ion Battery			Self-adaption to BMS			
<b>PV INPUT</b>								
Max. PV Power / W	HHT-5000	7500	Max. Input Voltage / V	1000	Max. Short Circuit Current / A	HHT-5000 - 12000	20/20	
	HHT-6000	9000		MPP Voltage Range / V		150~850	HHT-15000	40/20
	HHT-8000	12000		Start Up Voltage / V	145	No. of MPPTs/ No. Strings Per MPPT	HHT-5000 - 12000	2/ (1/1)
	HHT-10000	15000		Rated Input Voltage / V	620		HHT-15000	2/ (2/1)
	HHT-12000	18000		Max. Input Current / A	HHT-5000 - 12000		15/15	
HHT-15000	22500		HHT-15000	30/15				
<b>PROTECTION FUNCTION</b>								
Anti-Islanding Protection	Integrated	Residual Current Monitoring	Integrated	Over Voltage Protection	Integrated			
PV String Input Reverse Polarity Protection	Integrated	Output Over Current Protection	Integrated	Surge Protection	DC: Type II / AC: Type II			
Insulation Resistance Detection	Integrated	Output Short Circuit Protection	Integrated	Battery Reverse Polarity Protection	Integrated			
<b>GENERAL DATA</b>								
Dimensions (W*H*D) / mm	425*351*200		AC Connection Type	Plug-in Connector	Operating Ambient Temperature / °C		-25 ~ +60	
Weight / kg	HHT-5000 - 12000		20	Communication with Cloud	RS485/Wi-Fi/4G/ LAN (optional)		Relative Humidity / %	0 - 100
	HHT-15000		23			CT Connection Type	Plug-in Connector	
Noise Emission (Typical) / dB(A)	40		Communication with BMS	CAN,RS85	Max. Operating Altitude / m		2000 (>2000 Derating)	
User Interface	LED/LCD		Communication with Meter	RS485	Climatic Category (IEC 60721-3-4)		4K4H	
PV Connection Type	MC4		Cooling Method	HHT-5000 - 12000	Natural Cooling		Protection Class	IP65
Battery Connection Type	SUNCLIX			HHT-15000	Smart Cooling Concept		Topology	Transformerless
					Night Consumption / W		<13	